



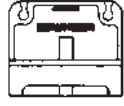
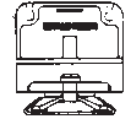




# Sectional Terminal Blocks

## 1/2" Sectional - 600 Volts 24 Circuits Per Foot



### Specifications:

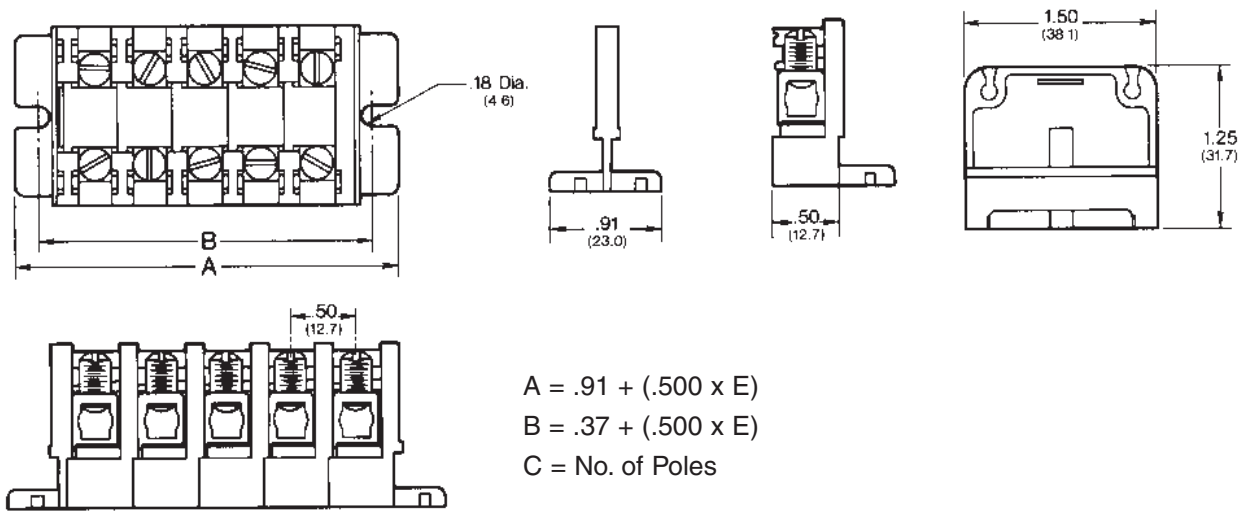
- Base, White Nylon – Type 6/6 105°C
- Water Absorption 0.9% (Per ASTM D-570) (24 Hrs. % Wt. Gain)
- Tubular Screw (TSCU) Copper, Tin Plated; Screw #1/4-28 Steel, Nickel Plated, Wire Range #16-#4 AWG Copper, 70 Amps
- Torque 20 lb-in
- UL Recognized File No. XCFR2.E62806
- CSA Certified File No. LR19766
- CE

Catalog #	Description		Std. Pack Qty.
6H12-TSCU-F For flat mount block	Tubular Screw		50
6H12-TSCU-C For channel mount block	Tubular Screw		50
6H12-E-F For flat mount block	End Section		25
6H12-E-C For channel mount block	End Section		25
MC	Metal Clamp		25
J-12	Jumper		50
MPC-6 6 Foot channel MPC-3 3 Foot channel	Channel		---
MS	Vinyl Marking Strip 1/2" X 2'		25

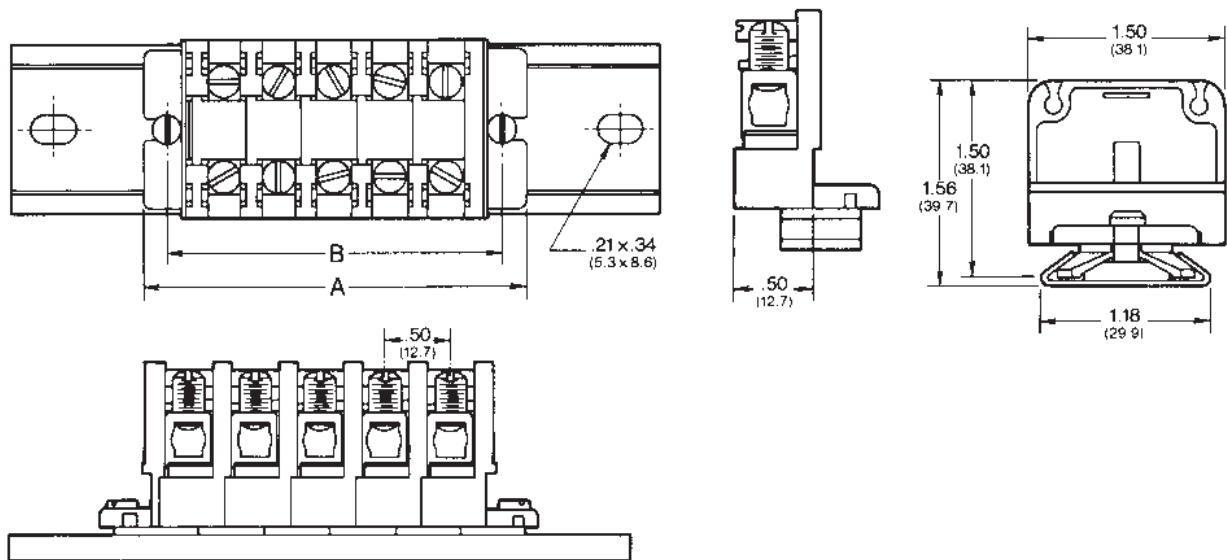
# Sectional Terminal Blocks

## 1/2" Sectional

### FLAT MOUNT



### CHANNEL MOUNT



Sectional Terminal Blocks