

PATLED[★]s™

PATLITE®

BRAWN & BRILLIANCE

Illuminance

2,100[※]lx

※ Measurements based on model CLK65-24AG-CD

WATER
RESISTANT

OIL
RESISTANT

CHEMICAL
RESISTANT

High Illumination
Diffusion Type



IP66G

IP67G

IP69K

Waterproofing
Oil / Chemical Resistant Type

LED Worklight


CLK

Tough Aluminum or Stainless Steel Bodies

Aluminum Body



Stainless Steel Body



Brightness and light distribution at an industry leading level

Yellow Ring Reduction

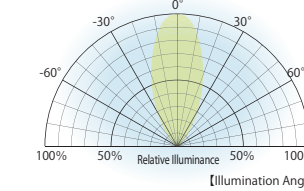


The new PATLITE "micro-array lens" is designed to even out light refraction, reduce unevenness, and "Yellow Ring" (a bad influence on lighting).

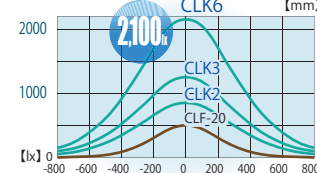
Micro-array Lens



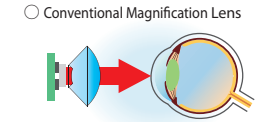
Light Directional Characteristics



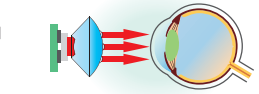
Light Distribution Characteristics



Reduces the "Blinding Light" Effect



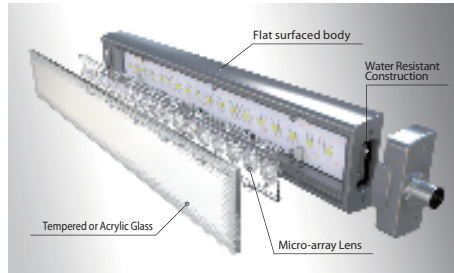
New "Micro-array" Lens



This design conforms to the Photobiological Safety of Lamps and Lamp Systems (Compliance :EN62471- 2) in the Exempt Risk Group, which determines that no immediate retina damage is done.

Industry's leading slim profile


Angled Body & Flat Surface



The side body angle was designed to prevent dirt accumulation, and for water and oil to roll off the surface. The LED lens retains a simple flat-surface for lighting and to help when wiping it down.


Industry's most popular utility

One-touch Installation



Just sliding the body onto the bracket makes attachment easy; and it locks in place with a locking screw (which is hidden from the front). (Aluminum Body Only)

Angle Adjustment Bracket



The Worklight can be freely adjusted from 0° at the center to an up or down angle of 60° (With a scale at 10° steps and screws to lock into place)

Surface-mounting Bracket



A bracket to mount flush with the surface to save space. (Limited board thickness and lead wire specification of 6mm or less: M12 connector specification of 3mm or less) (Models 3 S-AG/3 C-AG Only)

M12 Quick Disconnect



4-wire M12 Socket Cable, 5m (No. 1536308)
4-wire M12 SUS Socket Cable, 5m (No. 1552447)

Option

Manufacturer: Phoenix Contact Corp

Daisy Link at a Maximum of 5 Units



4-wire M12 Link Cable, 0.6m (No. 1518892)
4-wire M12 SUS Link Cable, 0.6m (No. 1552638)

Option

Manufacturer: Phoenix Contact Corp

Product Lineup and Specifications

Specifications	Side-exiting Cable Series (S)	M12 Quick Disconnect Series (C)	M12 Quick Disconnect Daisy Link Series (CL)	Stainless Steel Body Series (C-SG/C-SA)
Length				
200 mm	2S 6500K 5000K			
300 mm	3S 6500K 5000K	3C 6500K 5000K	3CL 6500K 5000K ※Up to 4 units	3C 6500K 5000K Stainless Steel & Glass Stainless Steel & Acrylic
600 mm	6S 6500K	6C 6500K 5000K	6CL 6500K 5000K ※Only 1 Unit	

Model Code	Wiring Specifications S: Side-exiting Cable C: M12 Cable CL: M12 Daisy Link	Illumination Area Size 2 : 200mm 3 : 300mm 6 : 600mm	Model CLK □ □ -24 □ □	Color CD: Daylight, CN: Natural White	Body Material AG: Aluminum & Glass SG: Stainless Steel & Glass SA: Stainless Steel & Acrylic
------------	--	---	-----------------------	--	--

Specifications / Materials	Water and Oil Resistance / Aluminium Alloy						Water and Chemical Resistance / SUS316 Stainless Steel				
	Tempered Glass						Tempered Glass		PMMA Resin		
Model	2S-AG	3S-AG	6S-AG	3C-AG	3CL-AG	6C-AG	6CL-AG	3C-SG	3CL-SG	3C-SA	3CL-SA
Lens Material	Tempered Glass						Tempered Glass		PMMA Resin		
Model	2S-AG	3S-AG	6S-AG	3C-AG	3CL-AG	6C-AG	6CL-AG	3C-SG	3CL-SG	3C-SA	3CL-SA
Lens Size	200mm	300mm	600mm	300mm		600mm		300mm			
Color	Daylight: 6,500 K:CD Natural white: 5,000 K:CN	●	●	●	●	●	●	●	△	△	△
Center Illumination (at 1m)	820lx	1,200lx	2,100lx	1,200lx		2,100lx		1,200lx			
Connection Type	Side-exiting Cable, length: 0.5m			M12QuickDisconnect	M12DaisyLink	M12QuickDisconnect	M12DaisyLink	M12 Quick Disconnect			
Power Dissipation	8.4W	12.5W	25W	12.5W		25W		12.5W			
Rated Voltage	DC24V Type										
Operating Temperature Range	-40°C ~ +60°C (RH 90% or less)										
Protection Rating	IP66/67G (IEC 60529)/69K (DIN 40050 part 9)										

Models with △ in front requires an inquiry before ordering.

PATLITE Corporation

International Division
8-8, Matsuyamachi, Chuo-ku, Osaka, Japan 542-0067

TEL:+81-6-6763-8220 FAX:+81-6-6763-8221

PATLITE (U.S.A.) Corporation
20130 S. Western Ave., Torrance, CA 90501, U.S.A

TEL:+1-310-328-3222 FAX:+1-310-328-2676

PATLITE Europe GmbH
Am Soeldnermoos 8, D-85399 Hallbergmoos, Germany

TEL:+49-811 9981 9770-0 FAX:+49-811 9981 9770-9

PATLITE (SINGAPORE) PTE LTD
No.2 Leng Kee Road, #05-01 Thyee Hong Centre, Singapore 159086

TEL:+65-6226-1111 FAX:+65-6324-1411

PATLITE (CHINA) Corporation
Room 512, Jufeng Business Building, No.697-3 Lingshi Road, Shanghai China 200072

TEL:+86-21-6630-8969 FAX:+86-21-6630-8938

PATLITE KOREA CO., LTD.
202 Seokwang Bldg. 1361-9 Seocho-dong, Seocho-gu, Seoul, 137-863 Korea

TEL:+82-2-523-6636 FAX:+82-2-523-6637

<http://www.patlite.com> E-mail: overseas@patlite.co.jp



PATLITE ECO PROJECT
For the benefit of mankind and the earth, Patlite is committed to developing environmentally friendly products.

CAUTION

To ensure correct use of these products, read the "Instruction Manual" prior to use. Failure to follow all safeguards can result in fire, electric shock, or other accidents. Specifications are subject to change without notice.